


# AXIOM-X

Small Form Factor Satellite Modem Card



A New, Smaller, and Compatible Member  
of the Paradise Modem Family


## Overview

If you have mission critical data, require continuous availability and the utmost security, then you're in our world. The new AXIOM-X is our smallest, most powerful SCPC satellite modem.

Designed from the ground up to be rugged, the AXIOM-X is focused on portable and comms-on-the-move applications.

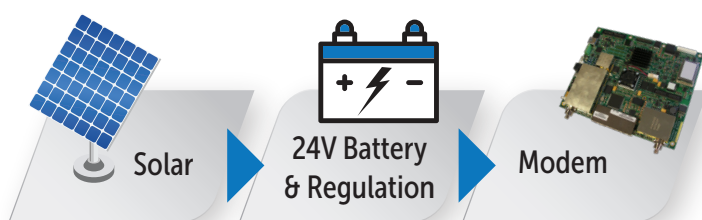
Features include:

- **Small:** 184mm (7.25") x 152 (6") x 18mm (<sup>3</sup>/<sub>4</sub>")
- **Lightweight:** 288g (0.6lb)
- **Extended temperature range:** -40 to +85°C
- **High capacity:** IP-centric, DVB-S2X, options up to 345Mb/s Tx, 230Mb/s Rx
- **Secure:** SCPC is more secure than TDMA, and provides guaranteed bandwidth for critical applications.
- **Compatible with Q-Lite:** Mounting and RF connector centers are similar, uses the same control commands
- **Enhanced Doppler:** Superior performance for LEO and MEO communications with an allowable frequency shift of up to  $\pm 330\text{kHz}$  and rate of change up to  $\pm 100\text{kHz/s}$



The AXIOM-X (left) is smaller than our popular Q-Lite modem (right)

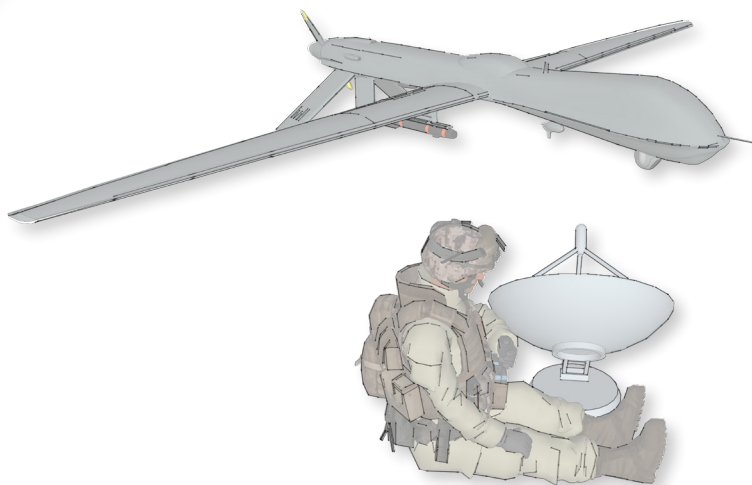
## Optimized for Low Power



AXIOM-X ideal for low power applications like solar-powered systems.

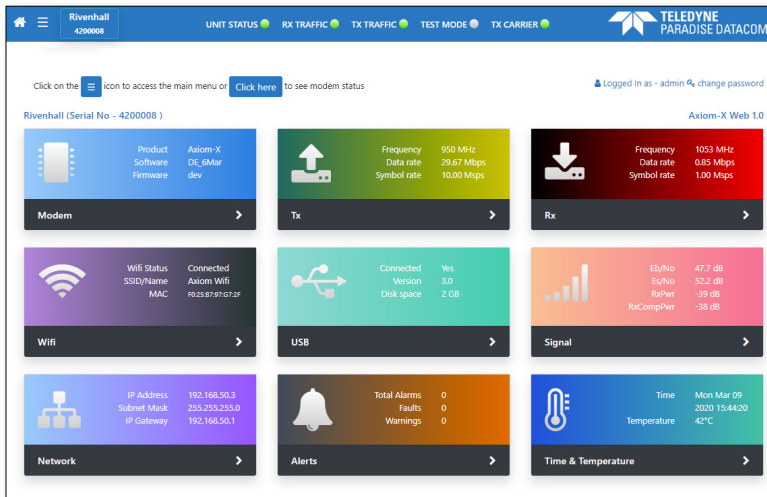
## Markets & Applications

- Comms-on-the-move including vehicles, aircraft and UAVs
- Man-packs
- Portable communication systems
- Compact, low-power VSAT terminals
- Satellite news gathering
- Disaster recovery

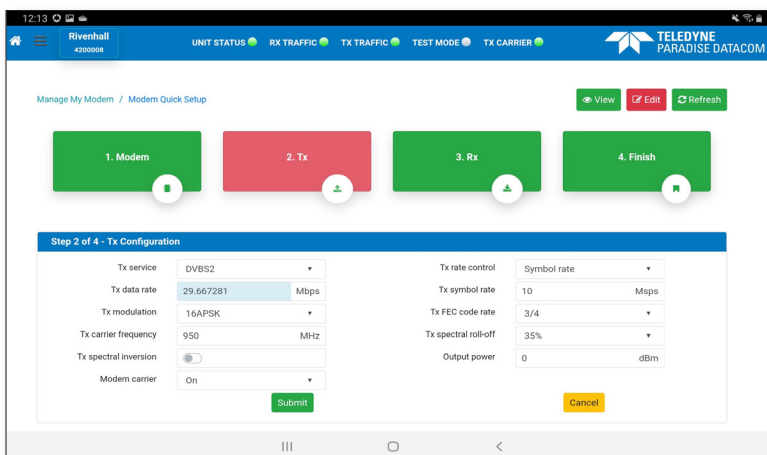


## New Web User Interface

The AXIOM-X M&C is via an intuitive Ethernet based web browser ideally suited to use on a tablet, Mobile or laptop PC and allows the user to install, configure and monitor the Modem with ease. In addition, WiFi capability further enhances the ease of use and provides greater flexibility for remote control and installation using portable devices.

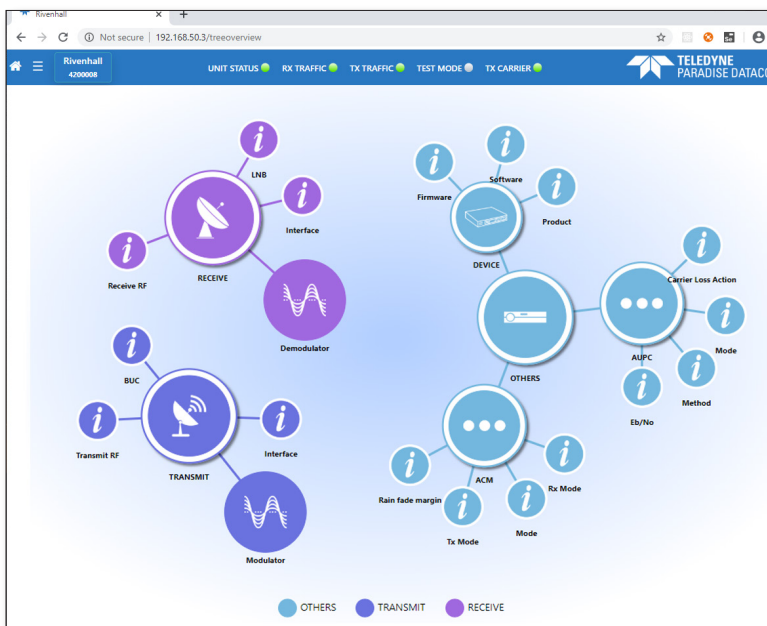


Clear, Intuitive Home views allows easy, one click navigation direct to the required fields

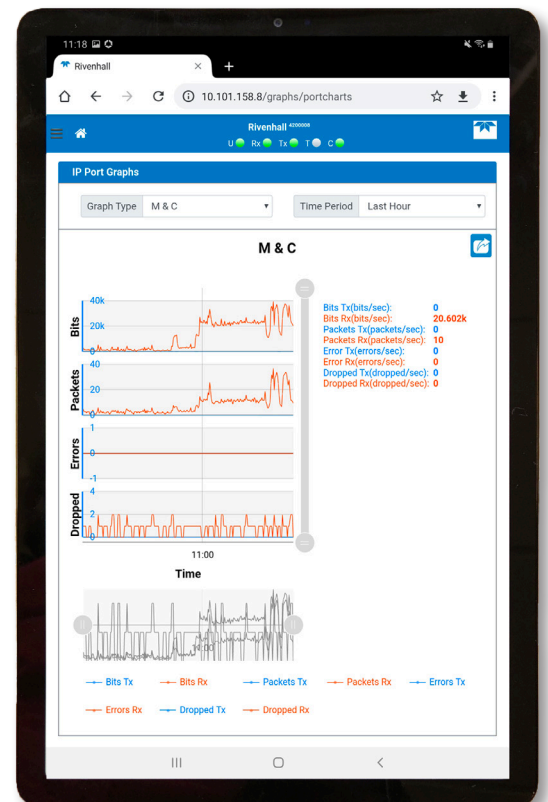


Easy flow configuration allowing quick set-up of key parameters (upper)

Network tree overview (lower)



Tablet view allowing easy on the move Browsing



# Built for the Most Stringent Portable Applications

## SECURE

- SCPC is both secure, and with Paradise Modems, easy to provision
- For enhanced security, a model with AES-256 encryption built in is available (AXIOM-X Encryption)

## STATE OF THE ART

- DVB-S2X up to 256APSK provides the highest bandwidth efficiency
- Advanced compression and acceleration features optional
- Ideal for use with constellations

## CONVENIENT

Optional BUC Power Supply reduces need for external equipment

## WELL EQUIPPED

### Transmitter

**Fast:** Up to 345 Mbps, 70Msps  
Output power 0 to -40dBm

### 4 Gigabit Ethernet Ports

**Convenient** – no need for an external switch, saving space, power, wiring;  
Layer 2 Bridging, Layer 3 Routing

## COMPATIBLE


- Reuse your existing code
- No need for extensive retraining of maintenance staff
- Inclusion of SMA connectors with the same spacing as Q-Lite aids compatibility

## RUGGED

Single card, wide operating temperature range of -40 to +85°C with typical start-up temperature of -20°C to +60°C

## COMPACT & EFFICIENT

Small size and weight



### RF Stages

- **Future Proof:** Transmit and receive speeds upgradeable in the field – only pay for the capacity you need now
- L-band coverage from 950 to 2,150 MHz



## Main Specifications

Topology	Point to Point or Star Modem within a Point to Multipoint Network
Standard	<b>DVB-S2:</b> (EN 302 307-1) (Supports all DVB-S2 & DVB-S2X MODCOD's including Linear MODCOD's) <b>DVB-S2X:</b> (EN 302 307-2)
Frequency	<b>L-band:</b> 950 to 2150MHz (resolution 1Hz)
Data Rates	<b>Standard:</b> 2,048kbps <b>Options:</b> 5Mbps, 10Mbps, 25Mbps, 100Mbps, 230Mbps (Rx) & 345Mbps (Tx only)
Data Rate Limits	<b>DVB-S2/S2X:</b> 100kbps to 345Mbps Tx & 100kbps to 230Mbps Rx
Tx Symbol Rate Limits	<b>DVB-S2/S2X:</b> 100ksps to 100Msps
RX Symbol Rate Limits	<b>DVB-S2/S2X:</b> 100ksps to 100Msps (64Msps @ 16APSK, 51Msps @ 32APSK, 43Msps @ 64APSK, 36Msps @ 128APSK, 32Msps @ 256APSK)
DVB Features	ACM/VCM, DVB Encapsulation, GSE Encapsulation

## Modulator Specifications

Modulator	<b>DVB-S2:</b> QPSK, 8PSK & 16APSK <b>DVB-S2X:</b> QPSK, 8PSK, 8APSK-L 16APSK, 16APSK-L, 32APSK, 32APSK-L, 64APSK & 64APSK-L <b>Options for Advanced Modulation:</b> 128APSK, 256APSK and 256APSK-L
Output Power	0 to -40dBm (950 to 2,150MHz)
Transmit Filter Roll-off	<b>DVB-S2:</b> 20%, 25%, 35% <b>DVB-S2X:</b> 5%, 10%, 15%, 20%, 25%, 35%
Harmonics & Spurious	Better than -55dBc/ 4kHz in-band (at 0dBm to -30dBm output)
BUC PSU SAF Option	Allows either 24V DC, or separate 48V input to be used to power a BUC via the IFL (4A Max)
BUC 10MHz Reference	Via IFL cable; 10MHz $\pm$ 0.01 ppm; 2dBm $\pm$ 2dBm
QoS	Provides guaranteed throughput for priority traffic; supports Committed and Burst Information Rates. Stream classification by VLAN ID, IP address, IEEE 802.1p priority, Diffserv DSCP, & MPLS EXP

## Router Specifications

Network Support	Layer 2 Bridging, Layer 3 Routing, Jumbo Frames to 10k bytes, 160k pps Trunking Mode: Supporting 230Mbps bi-directional traffic at up to 350k pps, each way.
Management	HTTP/S Web Server, SNMP v1, v2c & v3, AAA RADIUS Secure User Login & Access Control Lists, SSH
Protocols	IPv4/IPv6, IEEE 802.1q /p VLAN support, NAT, DHCP, Network Time Protocol (NTP), Active Queue Management (AQM), MPEG over IP, OpenAMIP Protocol Support
Advanced IP Features	Robust Header Compression (RFC 3095), Payload Compression, Dynamic Routing (RIP V1, V2; OSPF V2, V3; BGP V4), TCP Acceleration

## Demodulator Specifications

Demodulator	<b>DVB-S2:</b> QPSK, 8PSK & 16APSK <b>DVB-S2X:</b> QPSK, 8PSK, 8APSK-L 16APSK, 16APSK-L, 32APSK, 32APSK-L, 64APSK & 64APSK-L <b>Options for Advanced Modulation:</b> 128APSK, 256APSK and 256APSK-L
Enhanced Doppler	<b>Frequency shift:</b> up to $\pm$ 330kHz; <b>rate of change</b> up to $\pm$ 100kHz/s (symbol rate dependent)
Receive Filter Roll-off	<b>DVB-S2:</b> 20%, 25%, 35% <b>DVB-S2X:</b> 5%, 10%, 15%, 20%, 25%, 35%
Input Range	<b>Minimum:</b> -140 + 10 log (symbol rate) <b>Maximum:</b> -78 + 10 log (symbol rate)
LNB Voltage	Selectable 13V, 15V, 18V or 20V DC to LNB via IFL cable; maximum 0.5A

## Interface, Mechanical and Environmental Specifications:

Traffic	4-port Gigabit Ethernet switch (RJ45 connectors; Interface used for IP traffic and M&C)	Mechanical	Size: 184 x 152 x 18mm <sup>[1]</sup> ; Weight: 288g
IF Tx and Rx	L-band: 950 to 2,150MHz (resolution 1Hz) SMA connectors	Environmental	-40°C to 85°C Operating Temperature; 95% relative humidity, non-condensing, FCC, CE and RoHS compliant, Safety: EN62368-1:2014 Edition 2, Emissions: EN55032:2015 Class B, Immunity: EN55035:2017
Power Supply	Regulated 24 Volt DC input $\pm$ 0.5V (not provided) Power consumption 30W max		









[1] 18mm tall with heatsink fan. Customers may use their own cooling, in which case height is 13mm without fan

## Comparing AXIOM-X to Q-Lite

Specification	AXIOM-X Family	Q-Lite
Data Rate	Tx: 345 Mbps Rx: 230 Mbps	345 Mbps
Symbol Rate	Tx: 100 Msps Rx: 100 Msps <sup>[2]</sup>	70 Msps
Modulation	DVB-S2X up to 256APSK	DVB-S2X up to 256APSK
RF Frequency Range	L: 950 to 2,150 MHz	IF: 50 to 180 MHz L: 950 to 2,450 MHz
RF Tx Power Range	L: 0 to -40 dBm	IF: 0 to -25 dBm L: +5 to -40 dBm (950 to 1,950 MHz) 0 to -40 dBm (1,950 to 2,150 MHz) 0 to -30 dBm (2,150 to 2,450 MHz)
RF Connector	SMA Connectors	TNC IF & L
PCMA Bandwidth	N/A	72 MHz
Terrestrial Interface Slots	N/A	Choice of Two
Ethernet M&C/ Traffic Ports	1 M&C, 3 Traffic	IP: 1 M&C, 3 Traffic
Size, Weight	184 x 152 x 18mm, 0.29kg	255mm x 184mm, 0.35kg
Cooling	OEM Terminal Dependent	Terminal Dependent or 2 Fans: 1 Side, 1 Rear Mounted

[2] 85Msps @ 8PSK/8APSK, 64Msps @ 16APSK, 51Msps @ 32APSK, 43Msps @ 64APSK, 36Msps @ 128APSK, 32Msps @ 256APSK

## The Paradise Family of Secure SCPC Modems

Paradise SCPC Modems		Point-to-Point	Mesh	Point-to-MultiPoint, Star, Hybrid		Features of Note
				Hub	Remote Site	
Standard	1U 19" Rack	QFlex-400	✓		✓	PCMA+ enhanced carrier overlay available
		QMultiFlex-400	✓	✓	✓	Optional Embedded Hub Cancellor
		QFlex-400 P2MP	✓		✓	Configured remote
		QubeFlex	✓			Small Sat/LEO - support for CCSDS
		AXIOM-N (New)	✓		✓	IP-centric modem 
Small Form Factor	Rack Mount Half Width	Q-Lite Half Width	✓		✓	Mountable side-by-side in 1U rack space
		AXIOM-C (New)	✓		✓	Compact IP-centric modem 
	Rugged	Q-Lite Rugged	✓		✓	IP65 weatherproof outdoor modem
		AXIOM-R (New)	✓		✓	IP67 IP-centric modem 
	OEM Card	Q-Lite Card	✓		✓	For OEM integration
		AXIOM-X	✓		✓	Our smallest modem 

All modem models except QubeFlex are also available as **encrypted models**, capable of TCP/IP packet payload encryption using symmetric AES with 256-bit keys. Note that these models are export controlled.

## Ordering: AXIOM-X

Standard Features	Description
	<input checked="" type="checkbox"/> <b>100kbps to 2.048Mbps DVB-S2 CCM/ACM (EN 302 307-1) Modem</b> , Supporting QPSK, 8PSK & 16APSK, 20%, 25% & 35% Roll off, with <b>4-port Gigabit Ethernet switch for M&amp;C and traffic</b> ; <b>L-band</b> operation 950 to 2,150MHz; high-G 10MHz reference (with G sensitivity rating of $1 \times 10^{-9}/g$ ) <b>AUPC</b> : Automatic Uplink Power Control <b>Traffic Shaping</b> : Supports CIR/BIR/priority settings for IP streams classified by IP address, Diffserv class, IEEE 802.1p priority tag, MPLS EXP field, and VLAN ID <b>Dynamic Routing</b> : RIP, OSPF and BGP

### Optional Features

Extend Tx Data Rate	<input type="radio"/> <b>5Mbps</b> : Extends base operation to 5Mbps
	<input type="radio"/> <b>10Mbps</b> : Extends 5Mbps operation to 10Mbps
	<input type="radio"/> <b>25Mbps</b> : Extends 10Mbps operation to 25Mbps
	<input type="radio"/> <b>100Mbps</b> : Extends 25Mbps operation to 100Mbps
	<input type="radio"/> <b>345Mbps</b> : Extends 100Mbps operation to 345Mbps
Extend Rx Data Rate	<input type="radio"/> <b>5Mbps</b> : Extends base operation to 5Mbps
	<input type="radio"/> <b>10Mbps</b> : Extends 5Mbps operation to 10Mbps
	<input type="radio"/> <b>25Mbps</b> : Extends 10Mbps operation to 25Mbps
	<input type="radio"/> <b>100Mbps</b> : Extends 25Mbps operation to 100Mbps
	<input type="radio"/> <b>230Mbps</b> : Extends 100Mbps operation to 230Mbps
Add Advanced IP Features	<input type="radio"/> <b>Compression</b> : IP/UDP/TCP/RTP packet header compression (RFC 3095) plus Ethernet header compression; TCP/UDP packet payload compression using the Deflate algorithm (RFC 1951)
	<input type="radio"/> <b>Acceleration</b> : Up to 10,000 concurrent accelerated TCP connections to 100Mbps subject to prevailing data rate limits
DVB-S2X	<input type="radio"/> <b>DVB-S2X CCM, ACM, VCM</b> : QPSK, 8PSK, 8APSK, 16APSK, 32APSK & 64APSK Tx/Rx operation per EN 302 307-2. Includes 5%, 10%, 15%, 20%, 25% & 35% spectral roll-offs. Includes DVB features; ACM, VCM and DVB encapsulation. To 345/230Mbps subject to prevailing modem data rate limits.
	<input type="radio"/> <b>Advanced Modulation</b> : 128APSK, 256APSK, 256APSK-L
BUC	<input type="radio"/> Enable <b>BUC</b> PSU software feature to provide DC via the IFL to power a BUC. 4A Max at 24V supplied via the Modem PSU or 48V can be separately connected to the IFL via the AXIOM-X

## Global Sales Offices

### U.S., Canada, Latin America

Teledyne Paradise Datacom  
11361 Sunrise Park Drive  
Rancho Cordova, CA 95742  
Tel: +1 (814) 954-6163  
[sales@paradisedata.com](mailto:sales@paradisedata.com)

### Eastern Regional Sales Office (Eastern U.S. & Latin America)

RF Inquiries: John O'Grady, (732) 280-1688  
Modem Inquiries: Mike Towner, (470) 509-9941  
[sales@paradisedata.com](mailto:sales@paradisedata.com)

### Western Regional Sales Office (Western U.S. & Canada)

Bruce Grieser  
Cell: +1 (480) 444-9676  
[sales@paradisedata.com](mailto:sales@paradisedata.com)

### U.K. Office

#### Europe, Middle East, Africa

Teledyne Paradise Datacom  
106 Waterhouse Lane,  
Chelmsford, Essex, England, CM1 2QU  
Tel: +44(0)1245 847520  
Tel: +44(0)1376 515636  
[sales@paradisedata.com](mailto:sales@paradisedata.com)

### Asia Pacific

Tavechai Mektavepong  
Teledyne Paradise Datacom Thailand Office  
333, 20 C1 Fl., Lao Peng Nguan Tower 1,  
Vibhavadi-Rangsit Rd.,  
Chomphol, Chatuchak,  
Bangkok 10900  
Thailand

Tel: +66 2-272-2996  
Fax: +66 2-272-2997  
[sales@paradisedata.com](mailto:sales@paradisedata.com)

### Beijing, China

Teledyne Paradise Datacom Representative Office  
Room 204, No.1 Building,  
No.9 Jiuxianqiao East Road,  
Chaoyang District,  
Beijing, China 100016

Tel: +86 13601251528  
[sales@paradisedata.com](mailto:sales@paradisedata.com)

Teledyne Paradise Datacom reserves the right to change specifications of products described in this document at any time without notice and without obligation to notify any person of such changes.

Refer to the website or contact Sales or Customer Support for the latest product information. The information contained herein is classified EAR99 under the U.S. Export Administration Regulations. The modem itself is classified ECCN 5A991.b.4 and is subject to U.S. Department of Commerce export control. Export re-export or diversion contrary to U.S. law is prohibited.